

## T 66.A KANNELUREVULLING ISOLATION CANNELURE

### \* KANNELUREVULLING - ISOLATION CANNELURE

#### Glaswol - Laine de verre

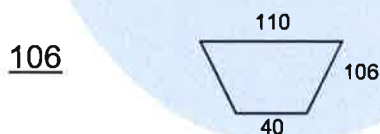
Profiel Profile	lm/pak m/coli	Euro/m Euro/m
** 106	48,00	1,52
135	27,00	2,75
153	30,00	3,12
158	30,00	2,49

#### Rotswol - Laine de roche

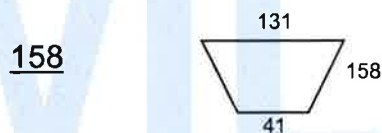
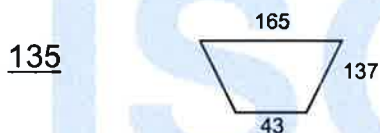
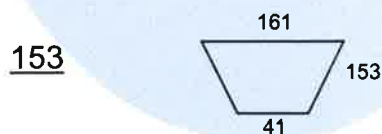
Profiel Profile	lm/pak m/coli	Euro/m Euro/m
** 106	43,20	1,83
135	24,00	3,25
153	24,00	3,67
158	24,00	2,83

Uitgevoerd in glas- of rotswol en ingeseald in zwart PVC. Lengte 1250 mm  
 En laine de verre ou laine de roche emballé entièrement en PVC noir. Longueur  
 1250 mm.

**Afmetingen  
 Dimensions**



**Afmetingen  
 Dimensions**



\*\* uit voorraad - en stock